


# Where are we going?

Vision-"Empower all Learners to Pursue their Passion"




# MISSION- How are we going to get there?

Discover Passion  
and Purpose

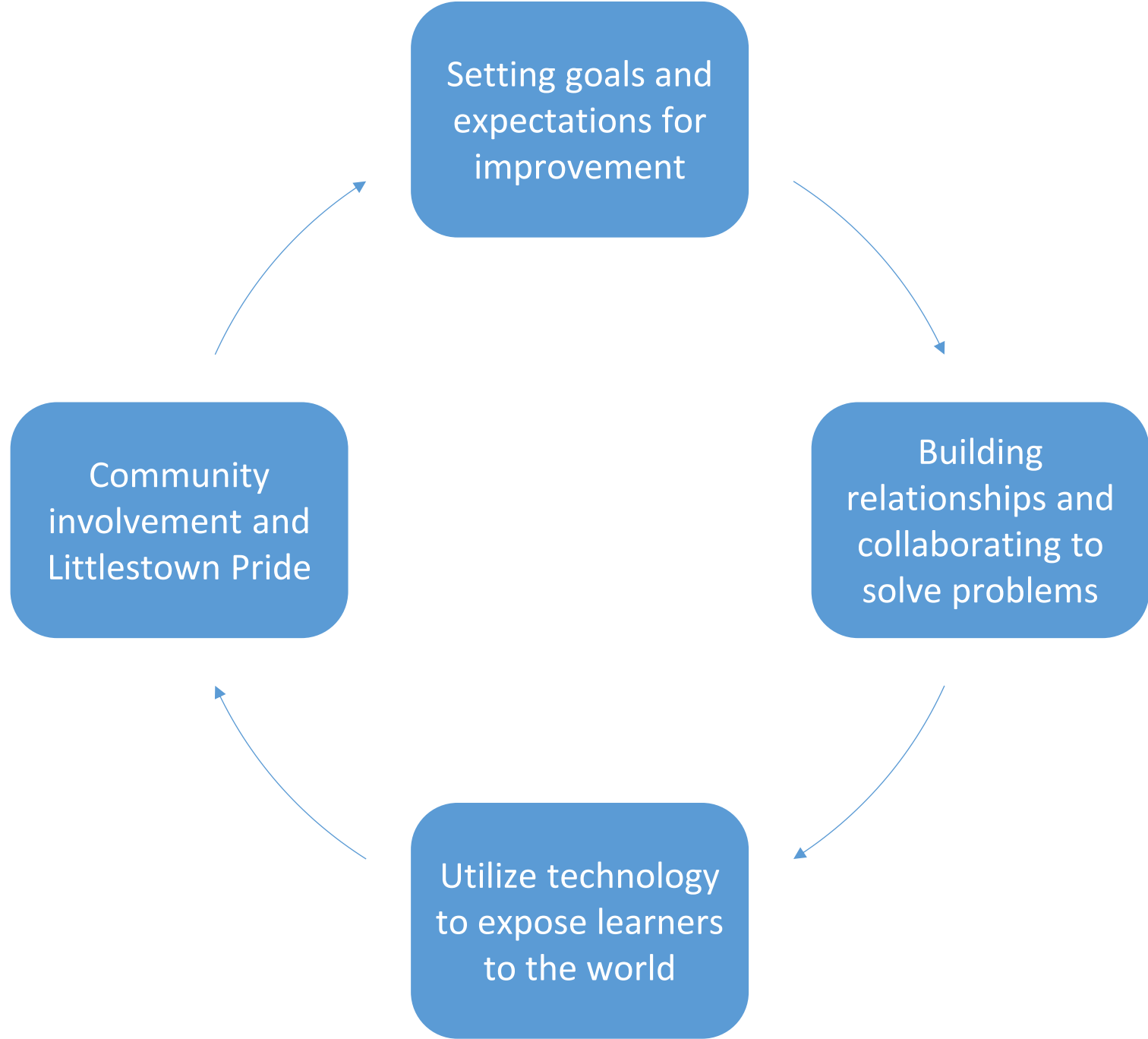


Inspire Generations  
of Career Innovators



Develop Critical  
Thinking and Digital  
Skills

# What do we value?





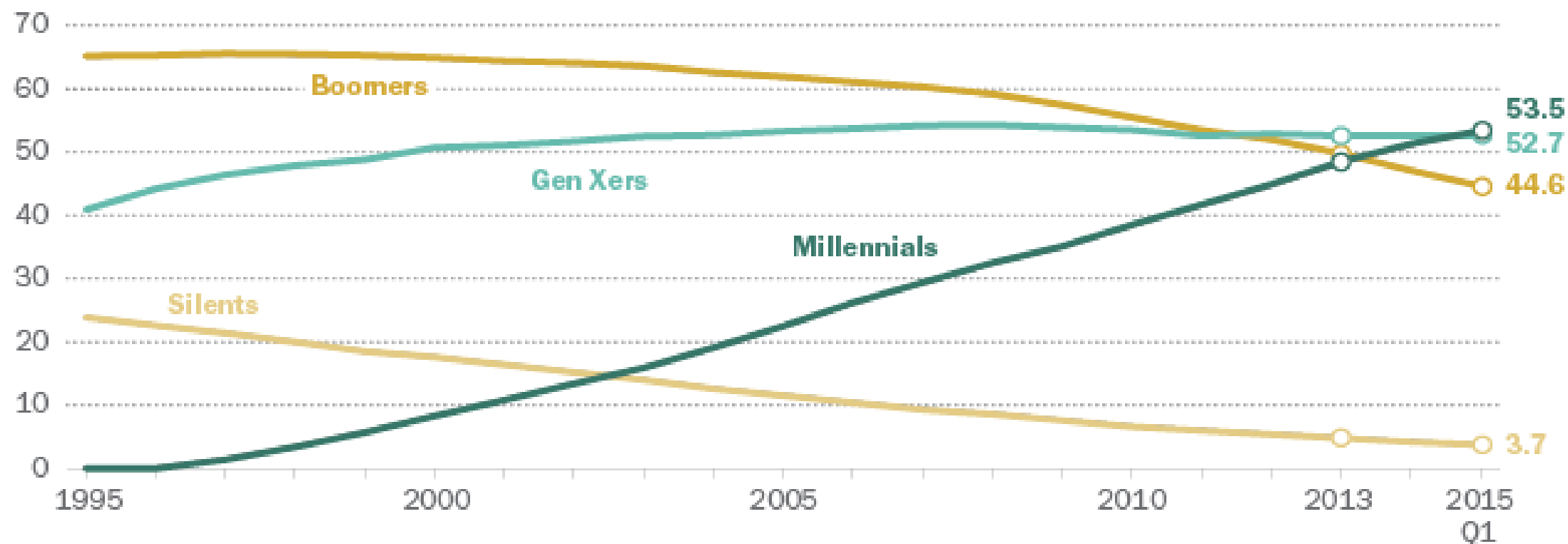


# WHY

Millennials and technology shaping  
the future of education

# U.S. Labor Force by Generation, 1995-2015

*In millions*



Note: Annual averages plotted 1995-2014. For 2015 the first quarter average of 2015 is shown. Due to data limitations, Silent generation is overestimated from 2008-2015.

Source: Pew Research Center tabulations of monthly 1995-2015 Current Population Surveys, Integrated Public Use Microdata Series (IPUMS)

PEW RESEARCH CENTER

# Why – Local Context



- 50% of our students (6-12<sup>th</sup> grade) report not being engaged in school. **(May 2015 Student Survey)**
- 50% of our students attend a 2-year or 4-year post secondary school. **(National Student Clearinghouse)**
- Students report monthly use of 21<sup>st</sup> century skills of critical thinking, creativity, communication and collaboration. **(BrightBytes 4-8th grade Spring 2016 Survey)**



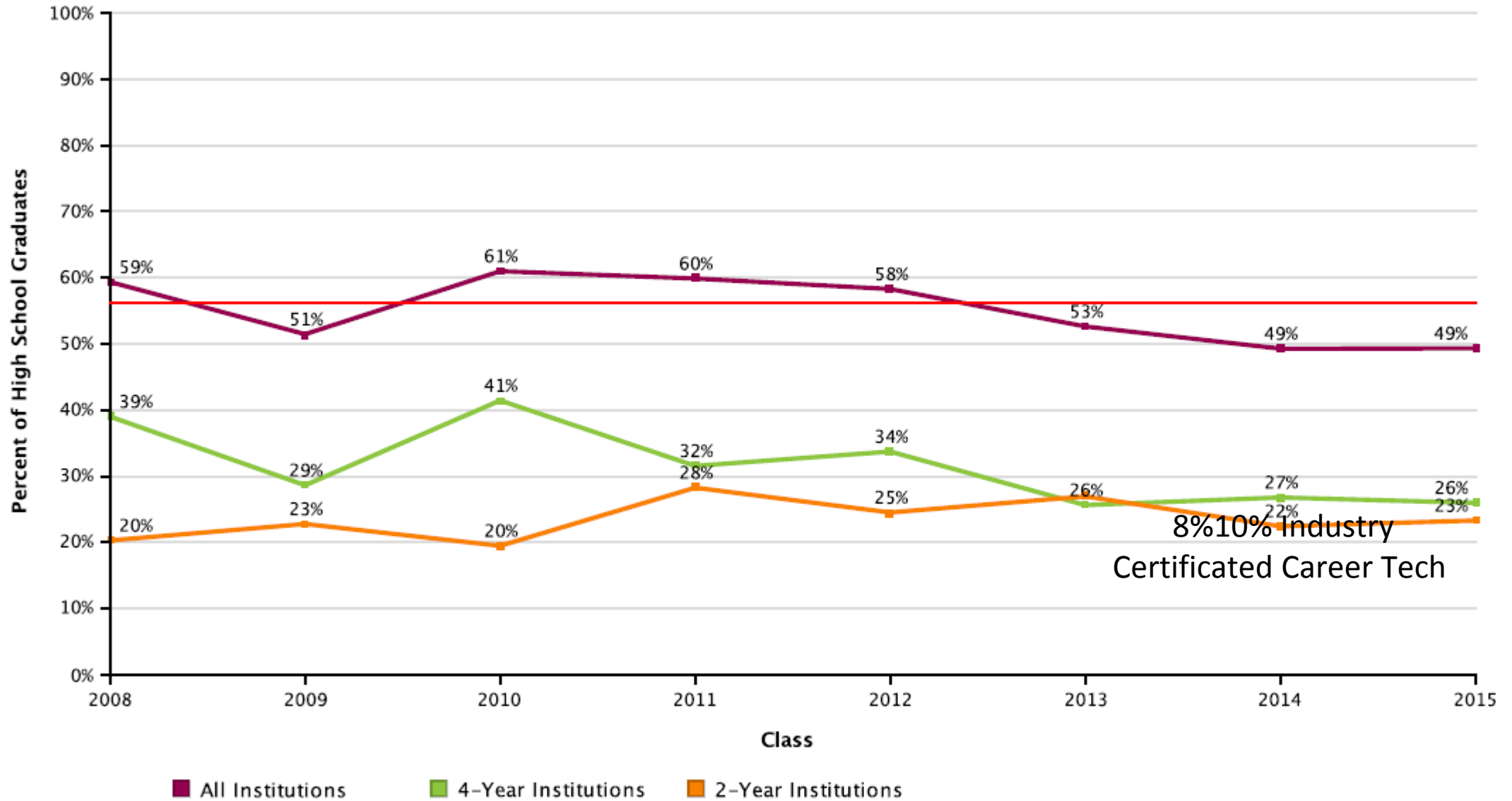
# Why – Global Context



- By 2020, 65 percent of all jobs will require post secondary education and training beyond high school. (Recovery - Georgetown University Executive Summary)
- By 2020, job availability for students with a high school diploma will drop by 50%. (Recovery - Georgetown University Executive Summary)
- Thomas Friedman - "That Used to Be Us" Video or "Gymnastics Then and Now"

# Percent of Students Enrolled in College at Any Time During the First Year After High School by Institutional Level

Effective Date = April 7, 2016



AVG = 56% - The average includes only the high school classes for which a full year has elapsed.



# Board Strategies to Support Vision/Mission/Values

Responsible  
Fiscal Leadership  
and  
Management



Enhanced  
Communication  
and Community  
Feedback



Utilize  
Comprehensive  
Planning Process



Update Building  
Facilities



Leadership for  
Learning in Work  
and Life

# Directional Leadership for Learning in Work and Life

All students reading and comprehending by the end of 2<sup>nd</sup>. Grade

50% of students ready for community college or holding a trade certificate.

90% of Students Reporting Engagement

Daily use of 21<sup>st</sup> Century Skills of Communication, Collaboration, Creative Thinking and Critical Thinking

40% of students ready for 4-year college without remediation.

Top 30% SPP Scores in PA